

The background is a light blue surface with various school supplies scattered around. In the top left, there is an orange pencil sharpener. In the top right, a corner of a white notepad with horizontal lines is visible. In the bottom right, a blue pen with a silver clip is shown. In the bottom left, a yellow envelope is partially visible. The central text is contained within a white rectangular box with rounded corners and a black border.

# Welcome to Year 4

11<sup>th</sup> September 2024

# 4CM team



Mrs Milner  
Class Teacher /  
Year Group  
Leader



Mrs Maginnis  
Learning Assistant



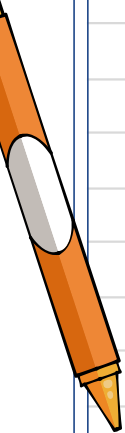

Mrs Wanniarachchi  
Learning Assistant



Mrs Far  
Learning Assistant



Mrs Kelly  
Learning Assistant



# 4A team



Mrs Adams  
Class Teacher



Mrs Pearson  
Learning Assistant



Mrs FitzPatrick  
Learning Assistant  
and HLTA

# 4M team



Miss Morris  
Class Teacher



Mrs Razzell  
Learning Assistant



Mrs Beach  
Learning Assistant

# 4SF team

Mrs Saul-Flower  
Class Teacher



Mrs Vincent  
Learning Assistant



# The School Day

08:30



School gates open, children, parents & carers allowed on the playground.  
Gates will close at 8:55.

08:45



Children welcomed into class to begin morning work

08:55

Registration, day begins!

10:30



Playtime

12:00



Lunch time

13:00



Afternoon lesson begin



15:20

School gates open for parents/ carers to enter grounds ready for pick up

15:25

Children let out from classrooms/ after school clubs begin



# Year 4 expectations



## Homework:


- ☐ Maths homework is given out on Monday and due in by Thursday.
- ☐ English homework is given out on Thursday and due in by Monday.
- ☐ Weekly spellings will be sent home in the children's planner on a Monday. These will be tested the following Monday.
- ☐ Times table practice on Times Tables Rockstars – little and often.

## Reading:

We expect the children to read at home to an adult at least **4 times** a week. This should be recorded and signed in their planners. When the book is completed, the children take the Accelerated Reading Test to check their comprehension.

PLEASE NOTE: Homework should take no longer than 15-20 minutes but if you are finding that it is taking longer let us know and we can advise on how to proceed.

# Key year group information



## *Multiplication Tables Check (MTC)*

In June 2025 all the children will take the national Multiplication Tables Check which is statutory for all Year 4 pupils. The purpose of the MTC is to see whether pupils can recall their times tables fluently, which is essential for future success in mathematics.

By the end of the year need to be able to recall and use all the multiplication and related division facts for the multiplication tables up to  $12 \times 12$



# Key dates

- PTA Outdoor Cinema – 14<sup>th</sup> September
- Pupil Photographs– 30<sup>th</sup> Sep + 1<sup>st</sup> Oct
- National Poetry Day – 3<sup>rd</sup> October
- World Mental Health Day (Hello Yellow)
- – 10<sup>th</sup> October
- Harvest Festival - 17<sup>th</sup> October
- Parents evening – 19<sup>th</sup> & 21<sup>st</sup> November
- Christmas carols – 10<sup>th</sup> December
- High Ashurst – 29<sup>th</sup> April 2025

## Term Dates

October half term

28<sup>th</sup> Oct – 1<sup>st</sup> Nov

Christmas break

20<sup>th</sup> Dec – 6<sup>rd</sup> Jan

February half term

17<sup>th</sup> – 21<sup>st</sup> Feb

Easter

7<sup>th</sup> - 22<sup>nd</sup> April

May half term

26<sup>th</sup> -30<sup>th</sup> May

Summer break

22<sup>nd</sup> July






# Curriculum information

[Curriculum Maps | The Greville Primary School](#)

[Subject Pages | The Greville Primary School](#)



## The Greville Primary School – Year 4 Curriculum Map 2024-2025

	Autumn 1	Autumn 2	Spring 1	Spring 2	Summer 1	Summer 2
English  Reading	 <b>Core Text</b> Land of Roar – Jenny McLachlan  Plus related fiction and non-fiction texts including: <ul style="list-style-type: none"><li>- There's a Rangtang in my bedroom</li><li>- The Great Kapok Tree</li><li>- Journey Home</li></ul>	 <b>Core Text</b> How to Train your Dragon – Cressida Cowell  Plus related non-fiction texts	 <b>Core Text</b> Beowulf by Michael Morpurgo  Plus related fiction and non-fiction texts	 <b>Core Text</b> The Eye of the Wolf by Daniel Pennac  Plus related non-fiction texts	 <b>Core Text</b> The Miraculous Journey of Edward Tulane - Kate DiCamillo  Plus related non-fiction texts	
	<u><b>Core skills taught across all texts.</b></u> <ul style="list-style-type: none"><li>• identify and summarise ideas</li><li>• retrieve and record information</li><li>• make inferences and justify predictions<ul style="list-style-type: none"><li>• read for a range of purposes</li><li>• identify themes and conventions</li></ul></li><li>• identify and discuss words and phrases that capture the imagination</li></ul>					
English  Writing Stimulus  Writing Opportunities	<b>Journey – Aaron Becker</b> <ul style="list-style-type: none"><li>- Sentence level and grammar focus</li><li>- Narrative</li></ul> <u><b>Rainforests</b></u> <b>There's a Rangtang in my bedroom, Journey Home, Up in the Canopy</b> <ul style="list-style-type: none"><li>- Narrative 3-part story</li><li>- Persuasive writing</li><li>- Setting description</li></ul>	<b>The Lion the Witch and the Wardrobe (extracts and clips)</b> <ul style="list-style-type: none"><li>- Setting and character (focus on sentence structure)</li><li>- Narrative (tension)</li></ul> <b>The Land of Roar – Jenny McLachlan</b> <ul style="list-style-type: none"><li>- Portal Stories</li><li>- Letter writing</li></ul>	<b>How to Train your Dragon – Cressida Cowell</b> <ul style="list-style-type: none"><li>- Instructions</li><li>- Developing character descriptions</li></ul> <b>Tell me a Dragon – Jackie Morris</b> <ul style="list-style-type: none"><li>- Poetry with figurative language</li></ul>	<b>Arthur and the Golden Rope – Joe Stanton</b> <ul style="list-style-type: none"><li>- Using dialogue in narrative</li><li>- Narrative – focus on quest/problem</li></ul> <b>Viking Voyagers</b> <ul style="list-style-type: none"><li>- Non-chronological report</li><li>- Diary Entry</li></ul>	<b>The Eye of the Wolf - Daniel Pennac</b> <ul style="list-style-type: none"><li>- Setting and character descriptions</li><li>- Non-chronological report</li><li>- Emotive Poetry</li></ul> <b>David Attenborough – video stimulus</b> <ul style="list-style-type: none"><li>- Script writing</li></ul>	<b>The Miraculous Journey of Edward Tulane</b> <ul style="list-style-type: none"><li>- Character description</li><li>- Diary Entry</li><li>- Narrative – alternate version</li></ul> <b>The Jabberwocky – Lewis Carroll</b> <ul style="list-style-type: none"><li>- Performance poetry</li><li>- Writing poems</li></ul>

# A.O.B

## Clubs


Before school clubs begin at 8:00am  
Children can enter school using either  
the Infant or Junior gate.



After school clubs begin at 3:30 and run until either 4:15 or  
4:30pm (please check individual clubs). To safeguard the children  
both gates will be locked until 4:30 where  
children can be picked up from the blue  
gates just inside the Junior entrance.

Please note: After a child signs up for a club, there is  
an expectation that they go **every** week. If they will be absent  
a message will need to be sent to the club leader.

## Fruit



Children in Years 3 and up are allowed to  
bring in a fruit snack for morning playtime.

## Line of communication

If you do need to contact us outside of  
drop off or pick up times, please send  
us an email and we will do our best to  
get back to you as soon as possible. It  
may take up to 48 hours and teachers  
are not expected to reply at the  
weekends or evenings.

If a question or concern requires a  
more detailed response we can  
arrange a time to see you after school.



