

At The Greville Primary School, we follow the Read Write Inc. phonics programme. The Read Write Inc. scheme teaches children to read fluently and use their phonic skills confidently when writing.

## Key Vocabulary:

Read Write Inc. lessons each have a very clear structure and common language that is repeated every lesson. This means that children can focus on the learning as the routines and language are so familiar to them. Using these key phrases at home will support your child to become independent readers and writers.

### Fred talk

Fred (a frog) can only talk in sounds! We need to blend the sounds together to understand him.


**Fred talk  
to read**




### Fred Fingers

Children first hear or say a word. They then segment (un-blend) the word to split up each sound. Each sound is assigned a finger and the children pinch each finger as they write to help them spell a word out.

**Fred fingers  
to write**



### Special Friends

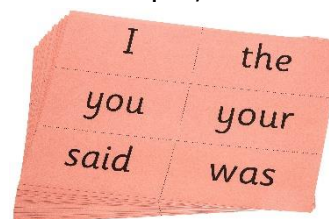


Special friends are when two or more letters combine to make one sound. We show special friends in reading and writing by underlining them.

that

### Red Words

Red words are tricky words. These are words that cannot be sounded out, for example, 'was'.



### 'Bouncy' and 'Stretchy' Sounds

**Stretchy** sounds are said in one continuous sound, e.g. mmmmmmmmm as in mountain

**Bouncy** sounds are said with a short gap in between, e.g. d-d-d as in d-d-d dinosaur

### Alien Words

Alien words are part of the way we assess understanding and knowledge of sounds: if children are secure with the sound, they'll spot it in an unfamiliar or nonsense word.

