



Top tips for Spelling!

Spelling is
~~diffecolt~~
~~challageng~~
hard.



What's in this booklet?

- Ideas on how you can help at home
- 100 High Frequency Words (HFW)
- Next 200 HFW
- Year 2 common exception words
- Year 3 common exception words
- Year 3 challenge words (tested half termly)



Top Tips!

When children are learning their spellings or trying to spell a word that is unfamiliar, we always encourage them to sound it out and see if they can work out what graphemes (letters) make the different phonemes (sounds).

Below are the different ways that sounds can be formed.

ai	oi	ee	ow	er	air	igh	or	ar
rain	coins	teeth	clown	corner	fair	flight	torn	alarm
say	boys	meal	pound	burn	bear	lies	walk	father
lame		monkey		firm	care	slide	four	calf
they		these		flour	where	fly	caught	
eight		chief		earned		hi	floor	
		happy					core	
							lawn	
oa	oo	ch	sh	s	n	m	j	
boat	book	church	shout	sorry	noodle	man	jelly	
grow	flew	picture	chef	scissors	knee	lamb	fudge	
goes	tune	hutch	caption	cease	gnome		gadget	
bone	value		mission					
go	you		facial					
			sure					

© Teacher's Pet 2012 www.pet.co.uk


My Spelling Patterns Mat

We always encourage the children to 'have a go' before they ask for help and use a dictionary to check!

If a child is really struggling with a word, we use _____ to give them some clues as to what letters are needed. Tall boxes for tall letters and longer boxes for letters that go under the line, for example:

lovely

When children get their new weekly spellings, stick them up around the house. So wherever your child goes they can see and practice their words!



Colour code the spelling pattern in their weekly spellings so they can see the pattern clearly. This will hopefully jog their memory when it comes to writing the word in their quiz or writing.

pearl

heard




unearthed

earth

Writing spelling words in silly sentences! This will also encourage them to use capital letters and full stops.

I went to the moon and dropped my cup of tea.

Be creative and make pictures out of the words to help you remember!





Roll and Spell



Write the word with your opposite hand.



Write the word with your eyes closed.



Write the word as fast as you can.



Write the word in your neatest handwriting.



Write the word upside down.



Write the word in rainbow colours.



Roll and Spell



Write the word in red.



Write the word in orange.



Write the word in yellow.



Write the word in green.




Write the word in blue.



Write the word in purple.

Spelling Word Search!



You can create your own spelling word search
by using the website

www.thewordsearch.com/maker

1. _____

6. _____

2. _____

7. _____

3. _____

8. _____

4. _____

9. _____

Etymological knowledge (discussing the origin of the word, where it came from!) Understanding the origin of words can allow pupils to try and make links and see why it is spelt the way it is.

For example: audi relates to hearing - audible, audience, audition

Rainbow Write

First write each word in pencil. Then trace over each word three times. **Each time you trace, you must use a DIFFERENT colour crayon.** Trace neatly and you will see a rainbow!

Silly Sentences

Write silly sentences using a spelling word in each sentence. Please underline your spelling words! Write neatly!

Example: My dog wears a blue and purple dress when he takes a bath.

Pyramid Writing

"Pyramid write" your spelling words.

You must write neatly!

*Example: home h
 ho
 hom
 home

Squiggly Spelling Words

You are going to write your spelling words two times. First write in regular letters. Then write the words again in squiggly letters!

Three Times!

Write each spelling word three times.

First, write each word in pencil.

Second write each word in crayon.

Third, write each word in marker.

You **MUST** write neatly!

Scrambled Words

Fold a piece of paper three times lengthwise (making three long rectangular columns).

Write your words in the first column.

Then write them again with the letters all mixed up (scrambled) in the second column.

Put your words aside. Come back later to unscramble your words. Write the unscrambled words in the third column.

Spell-er-size!

Pretend you are a cheerleader and call out the letters of your words!

Cheer up high for letters that touch the top handwriting line (ex. t and l), hands on hips for middle letters (ex. a and e), and cheer down low for low letters (Ex. y and j).

Magazine Words

Use an old magazine and find your words (or the letters that make up your word).

Cut them out and glue on your paper.

Spelling Flowers

Draw a picture of a great big flower. Write each of your spelling words on one of the flower petals or on a leaf. Draw extra flowers if you run out of room.

Surround Words

Write your words on graph paper. Write "middle" letters, one letter in each box.

Use two boxes for "tall" letters like t and l and "low" letters like j and g. Then outline the words using different colors.



Word Search

Make a word search puzzle using your spelling words.

Use the Discovery School's online Puzzle Maker

<http://www.puzzlemaker.com>.






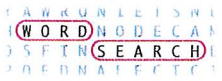


Then find your words!

Other Handed









First write your spelling words the way you usually do it.

Then, try writing the list with your other hand!

SPELLING MENU

<p>1. ABC Order</p>  <p>Write all of your spelling words in alphabetical (ABC) order.</p>	<p>2. Word Parts</p> <p>Write your words. Then use a coloured pencil to divide the words into syllables. e.g. <u>jump</u>ing cater<u>pill</u>ar</p>	<p>3. Other Handed</p> <p>Write each word 5 times, switching the hand you write it with each time. Say the word as you spell it.</p>	<p>4. Vowel Spotlight</p> <p>Write your words using one colour for the vowels and another colour for the consonants. (vowels: a, e, i, o, u)</p>
<p>5. Use Technology</p> <p>Type out your spelling words on the computer. Try to use at least 4 different fonts.</p> 	<p>6. Pyramid Words</p> <p>s sp spe spel spell spelli spelling spelling (or make them boat shaped, star, smiley face, etc.)</p>	<p>7. "Ransom" Words</p> <p>"Write" your words by cutting letters out of a newspaper or magazine and gluing the letters on a piece of paper to spell your words.</p> 	<p>8. Rainbow Words</p> <p>Write your spelling words with coloured pencils. Make each letter a different colour.</p> 
<p>9. Scrambled Words</p> <p>Write your words. Then write them again with the letters mixed up. Can you unscramble them again the next day? e.g. watch - cwhta</p>	<p>10. Silly Sentences</p> <p>Write 3 or more sentences that use all your spelling words.</p> 	<p>11. Prefixes and Suffixes</p> <p>Underline the prefixes and suffixes in the words you are learning. Make sure you know what they mean. e.g. <u>im</u>portant happ<u>iness</u></p>	<p>12. Word Search</p> <p>Create your own word search with your spellings. Show the answers to your puzzle in a different colour.</p> 
<p>13. Flashcards</p> <p>Make and practice with flashcards. Put the word on one side and definition (meaning) on the other.</p> 	<p>14. Picture & a Story</p> <p>Draw a picture defining each word. Write a sentence about your picture using the word.</p>	<p>15. Words without Vowels</p> <p>Write all of your words replacing vowels with a line. Go back and see if you can fill in the vowels. e.g. q--st--n = question</p>	<p>16. Train Words</p> <p>Write the entire list end-to-end as one long word. Write each new word in a different colour. e.g. <u>train</u><u>back</u><u>stop</u></p>
<p>17. Write a Story, Poem or Song with Words</p> <p>Write a story using all your spelling words. Underline the words you used.</p>	<p>18. Bubble Letters</p> <p>Write your spelling words out in bubble writing.</p> 	<p>19. Words Within Words</p> <p>Write each spelling word and then write at least 2 words made from that word. e.g. catch - cat, hat</p>	<p>20. Picture words</p> <p>Draw a picture and hide your spelling words in the picture.</p>

SPELLING MENU

<p>21. Question/Answers</p> <p>Write questions with half of your spelling words. Then use the other half to answer the questions. Underline the words you used.</p> 	<p>22. Riddles</p> <p>Write a riddle for each of your words. Don't forget to answer them.</p> <p>e.g. I am grey. I have a trunk and big ears. Answer: elephant.</p> 	<p>23. Crossword Puzzle</p> <p>Make a crossword puzzle with your spelling. Show the answers to your puzzle.</p> 	<p>24. Rhyming Words</p> <p>Write your spelling words out with a rhyming word next to them. Remember that words do not need to have the same spelling pattern to rhyme. e.g. men and again</p>
<p>25. Homophones</p> <p>Can you find any homophones which go with your spelling words? What do they mean? e.g. wear and where, to, too and two their, there and they're</p>	<p>26. Writing Race</p> <p>Set a timer for 2 minutes. See how many times you can write each word perfectly during that time.</p> 	<p>27. Code Words</p> <p>Come up with a code for each letter of the alphabet and then write each word in code. e.g. a = □ b = ♦ c = ♠</p>	<p>28 Word Classes</p> <p>Sort your spelling words into word classes - nouns, verbs, adjectives etc. Be careful - some words can be used in more than one category e.g. swimming.</p>
<p>29. Synonyms</p>  <p>Find at least 2 synonyms for each of your spelling words.</p>	<p>30. Antonyms</p> <p>Find an antonym (opposite) for each of your spelling words.</p> 	<p>31. Joker</p> <p>Write jokes containing each of your spelling words.</p> 	<p>32. Backwards Words</p> <p>Write your spelling words forwards and then backwards. Remember to write neatly!</p> <p>BACKWARDS</p>
<p>33. X Words</p> <p>Write 2 words with one letter in common so that they cross over each other. e.g. b r cheese a d</p>	<p>34. Acrostic Poem</p> <p>Write an acrostic poem for your spelling words. See if you can stick to a theme when writing. e.g. sun</p> <p>Sun shines brightly Up in the sky Nice and warm on my face</p>	<p>35. Scrabble</p> <p>In a game of Scrabble, each letter is worth a certain number of points. Write your words and then add the total of the letters. Which of your spelling words has the highest total value?</p> 	

First 100 High Frequency Words

in frequency order reading down the columns

the	that	not	look	put
and	with	then	don't	could
a	all	were	come	house
to	we	go	will	old
said	can	little	into	too
in	are	as	back	by
he	up	no	from	day
I	had	mum	children	made
of	my	one	him	time
it	her	them	Mr	I'm
was	what	do	get	if
you	there	me	just	help
they	out	down	now	Mrs
on	this	dad	came	called
she	have	big	oh	here
is	went	when	about	off
for	be	it's	got	asked
at	like	see	their	saw
his	some	looked	people	make
but	so	very	your	an

Next 200 High Frequency Words

in frequency order reading down the columns (water to laughed then let's to grow)

water	bear	find	these	live
away	can't	more	began	say
good	again	I'll	boy	soon
want	cat	round	animals	night
over	long	tree	never	narrator
how	things	magic	next	small
did	new	shouted	first	car
man	after	us	work	couldn't
going	wanted	other	lots	three
where	eat	food	need	head
would	everyone	fox	that's	king
or	our	through	baby	town
took	two	way	fish	I've
school	has	been	gave	around
think	yes	stop	mouse	every
home	play	must	something	garden
who	take	red	bed	fast
didn't	thought	door	may	only
ran	dog	right	still	many
know	well	sea	found	laughed

let's	fun	any	better	lived
much	place	under	hot	birds
suddenly	mother	hat	sun	duck
told	sat	snow	across	horse
another	boat	air	gone	rabbit
great	window	trees	hard	white
why	sleep	bad	floppy	coming
cried	feet	tea	really	he's
keep	morning	top	wind	river
room	queen	eyes	wish	liked
last	each	fell	eggs	giant
jumped	book	friends	once	looks
because	its	box	please	use
even	green	dark	thing	along
am	different	grandad	stopped	plants
before	let	there's	ever	dragon
gran	girl	looking	miss	pulled
clothes	which	end	most	we're
tell	inside	than	cold	fly
key	run	best	park	grow

Year 2 Common Exception Words

after	child	every	half	move	plant	whole
again	children	everybody	hold	Mr	poor	who
any	Christmas	eye	hour	Mrs	pretty	wild
bath	class	fast	improve	old	prove	would
beautiful	climb	father	kind	only	should	
because	clothes	find	last	parents	steak	
behind	could	floor	many	pass	sugar	
both	cold	gold	mind	past	sure	
break	door	grass	money	path	told	
busy	even	great	most	people	water	

Year 3 and 4 Common Exception Words

Aa	breath	continue	exercise	guard	Kk	naughty	position	recent	Tt
accident	build	Dd	experience	guide	Knowledge	notice	possess	regular	therefore
accidentally	busy	decide	extreme	Hh	Ll	Oo	possession	reign	though
actual	business	describe	Ff	heard	learn	occasion	possible	remember	thought
actually	Cc	different	famous	heart	length	occasionally	potatoes	Ss	through
address	calendar	difficult	favourite	height	library	often	pressure	sentence	Vv
although	caught	disappear	February	history	Mm	opposite	probably	separate	various
answer	centre	Ee	forward	Ii	material	ordinary	promise	special	Ww
appear	century	early	forwards	imagine	medicine	Pp	purpose	straight	weight
arrive	certain	earth	fruit	increase	mention	particular	Qq	strange	woman
Bb	circle	eight	Gg	important	minute	peculiar	quarter	strength	women
believe	complete	eighth	grammar	interest	Nn	perhaps	question	suppose	
bicycle	consider	enough	group	island	natural	popular	Rr	surprise	



visit [twinkl.com](https://www.twinkl.com)

Year 3 Challenge Words

(curriculum word list)

actual	notice	history
answer	regular	mention
bicycle	therefore	occasionally
circle	build	probably
earth	describe	reign
enough	imagine	sentence
fruit	library	accidentally
island	natural	breathe
often	ordinary	century
popular	promise	consider
centre	recent	eight
decide	suppose	guard
disappear	weight	heard
early	address	peculiar
heart	arrive	possible
learn	certain	quarter
minute	experience	