




# Writing at The Greville



Supporting your child in writing





# The Greville Writing Process

## 1: Immersion

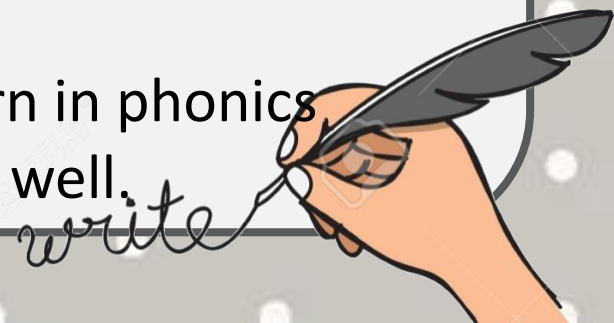
Alongside the writing that pupils do in their Read Write Inc. sessions, Year 1 have book and topic-based literacy lessons that follows a simplified version of the whole-school writing process.

## 2: Generating Ideas

These lessons are where we immerse the children in stories, vocabulary and creative ideas in order to produce longer pieces of writing and practise grammar skills.

## 3: Write

They have to use what they learn in phonics sessions to help them as well.





# Year Group Writing Assessment List

## YEAR 1 WRITING CHECKLIST

### Objective based on National Curriculum

#### Handwriting and Presentation

Write letters (including capitals) of the correct size and orientation

Handwriting is mostly joined

Handwriting is legible

#### Punctuation

Write some sentences with capital letters, full stops, question marks or exclamation marks

Use a capital letter for names and for the personal pronoun I

#### Spelling

Can spell some words correctly and others are phonetically plausible.

Can spell some common exception words

Can spell days of the week

Use the spelling rule for adding -s or -es

Use the prefix -un

Use -ing, -ed, -er and -est where no change is needed in the spelling of root words

#### Grammar and Vocabulary

Join words and clauses using 'and'

Combine words to make sentences

Write sentences that can be read by themselves and others

#### Sentence and Text level

Sequence sentences to form short narratives





# Understanding Sentence Structure

## WRITING A SENTENCE

To write this sort of sentence, we need to answer the questions:

who?

did?

what?

where?



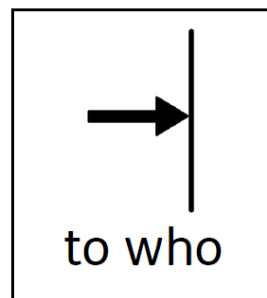
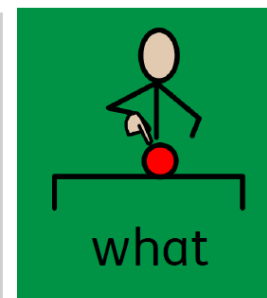
The dog

chased

the cat

around the tree.

The dog chased the cat around the tree.





# Phonics into spelling

byootiful ✓

tighyood ✓

WOZ ✗

## YEAR 1 WRITING CHECKLIST

Objective based on National Curriculum

**Handwriting and Presentation**

Write letters (including capitals) of the correct size and orientation

Handwriting is mostly joined

Handwriting is legible

**Punctuation**

Write some sentences with capital letters, full stops, question marks or exclamation marks

Use a capital letter for names and for the personal pronoun I

**Spelling**

Can spell some words correctly and others are phonetically plausible

Can spell some common exception words

Can spell days of the week

Use the spelling rule for adding -s or -es

Use the prefix -un

Use -ing, -ed, -er and -est where no change is needed in the spelling of root words

**Grammar and Vocabulary**



# Common Exception Words

## Year 1 and 2 Common Exception Words


### Year 1

the	they	one
a	be	once
do	he	ask
to	me	friend
today	she	school
of	we	put
said	no	push
says	go	pull
are	so	full
were	by	house
was	my	our
is	here	
his	there	
has	where	
I	love	
you	come	
your	some	

### Year 2

door	gold	plant	clothes
floor	hold	path	busy
poor	told	bath	people
because	every	hour	water
find	great	move	again
kind	break	prove	half
mind	steak	improve	money
behind	pretty	sure	Mr
child	beautiful	sugar	Mrs
children	after	eye	parents
wild	fast	could	Christmas
climb	last	should	everybody
most	past	would	even
only	father	who	
both	class	whole	
old	grass	any	
cold	pass	many	

twinkl



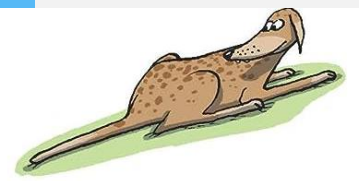


# Handwriting and Writing Fluency



## Nelson Handwriting

ai



A tail as thin as a rail.

### Focus

A Copy this pattern into your book.

ai ai ai ai ai

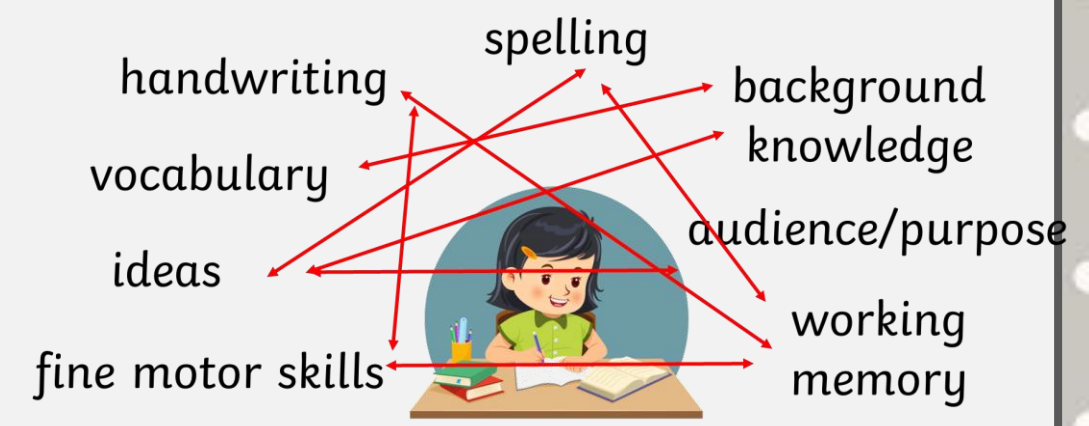
B Copy these letters into your book.


ai ai ai ai ai  
ay ay ay ay ay  
ey ey ey ey ey

Remember, join to the top of the next letter.



Writing involves so many skills and facets. By developing children's handwriting and fluency, children can focus more on the other aspects of writing.





READING

is breathing in

WRITING

is breathing out



Reading widely and often is one of the best things you can do to support your child with writing

imagination

vocabulary


structure



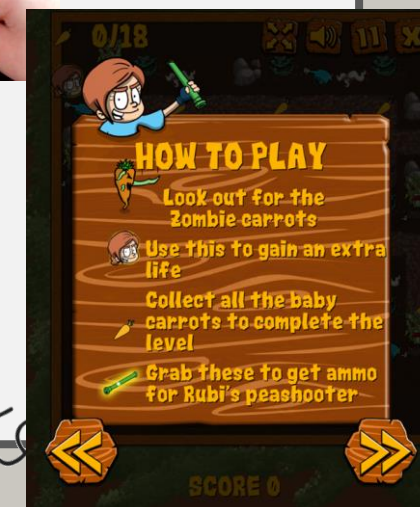


# Some ideas for helping your child at home

**READ  
READ  
READ**



- 1 Honey
- 2 Lemon
- 3 Chicken
- 4 Batter
- 5 Green Peas
- 6 Red Pepp
- 7 Black Pepp
- 8 Pop Corn



## Here are just some of things you can write together:

Riddles, rhymes, songs, jokes, poems, signs, labels, lists, charts, booklets, games, recipes, instructions, how to guides, everything I know about... letters, anecdotes, vignettes, true stories, invented stories, comics, fairy-tales, myths, experiments, letters, scripts and plays.